

- Wizard
- Local Network
- Internet Setup
- Wireless Setup
- Time and Date

CHANNEL CONFIGURATION

This page is used to configure the parameters for the channel operation modes of your ADSL Modem/Router. Note : When connect type of PPPoE and PPPoA only is "Manual", the "Connect" and "Disconnect" button will be enable.

WAN PHYSICAL TYPE

WAN Physical Type: DSL WAN Ethernet WAN

DEFAULT ROUTE SELECTION

Default Route Selection: Auto Specified

CHANNEL CONFIGURATION

VPI: VCI: Encapsulation: LLC VC-Mux
Channel Mode: Enable NAPT: Enable IGMP:
VLAN: Disable Enable VLAN ID(1-4095):

IP Protocol:

PPP Settings: User Name: Password:
Type: Idle Time (min):

WAN IP Settings: Type: Fixed IP DHCP
Local IP Address: Remote IP Address:
Netmask:

Helpful Hints...

When configuring the router to access the Internet, be sure to choose the correct Channel Mode from the list below.

Please take care when entering your username and password as these are case sensitive. The majority of connection issues are caused by incorrect username or password combinations.

Note: Be sure to restart the router for the new Internet Setting to take effect.

[More...](#)



Channel Mode: Bridge Enable NAPT: Enable IGMP:
VLAN: Disable Enable VLAN ID(1-4095):

PPP Settings: User Name: Password:
Type: Continuous Idle Time (min):

WAN IP Settings: Type: Fixed IP DHCP
Local IP Address: Remote IP Address:
Netmask:

Default Route: Disable Enable Auto
Unnumbered

CURRENT WAN TABLE:

Select	Inf	Mode	VPI	VCI	Enca p	NAP T	IGM P	DRou te	IP A ddr	Rem ote I P	NetM ask	User Nam e	Statu s	Edit
<input type="radio"/>	pppe1	PPPoE	8	35	LLC	On	Off	On	10.1 13.6 5.99	82.1 37.2 00.3	255. 255. 255. 255	qsee moh @tar assu l.sy	Up	

Internet Setting to take effect.

[More...](#)





Channel Mode: Enable NAPT: Enable IGMP:
VLAN: Disable Enable VLAN ID(1-4095):

PPP Settings: User Name: Password:
Type: Idle Time (min):

WAN IP Settings: Type: Fixed IP DHCP
Local IP Address: Remote IP Address:
Netmask:

Default Route: Disable Enable Auto
Unnumbered

CURRENT WAN TABLE:

Select	Inf	Mode	VPI	VCI	Encap	NAPT	IGMP	DRoute	IP Addr	Remote IP	NetMask	User Name	Status	Edit
<input type="radio"/>	pppoe1	PPPoE	8	35	LLC	On	Off	On	10.1 13.6 5.99	82.1 37.2 00.3	255. 255. 255.	qsee moh @tar assu l.sy	Up	 
<input type="radio"/>	pppoe2	PPPoE	0	32	LLC	On	Off	Off	10.1 13.6 5.99	82.1 37.2 00.3	255. 255. 255.	ayat v	Up	 

Internet Setting to take effect.

[More...](#)

PPP INTERFACE - MODIFY

This page is used for advanced PPP interface configuration.

PPP INTERFACE

Protocol: PPPoE
ATM VCC: 0/32
Login Name:
Password:
Authentication Method:
Connection Type:
Idle Time (s):
Bridge: Bridged Ethernet (Transparent Bridging)
 Bridged PPPoE (implies Bridged Ethernet)
 Disable Bridge
AC-Name:
Service-Name:
MTU (1-1500):
Static IP:
Source Mac address: (ex:00:E0:86:71:05:02)

- Advanced Wireless
- Access Control List
- Port Triggering
- Port Forwarding
- DMZ
- Parent Control
- Filtering Options
- DOS Settings
- DNS
- Dynamic DNS
- Network Tools
- Routing**
- NAT

ROUTING CONFIGURATION

This page is used to configure the routing information. Here you can add/delete IP routes.

HOST



Enable

Destination 10.237.239.0

Subnet Mask 255.255.255.0

Next Hop

Metric 1

Interface pppoe2



Add Route Update Delete Selected Show Routes

STATIC ROUTE TABLE

Select	State	Destination	Subnet Mask	NextHop	Metric	Itf
--------	-------	-------------	-------------	---------	--------	-----

Helpful Hints...

You can click [Show Routes](#) to show Current IP Routing Table.

[More...](#)

Channel Mode: Bridge
Enable NAPT:
Enable IGMP:

VLAN: Disable Enable
 VLAN ID(1-4095):

PPP Settings:
User Name:
Password:

Type: Continuous
Idle Time (min):

WAN IP Settings:
Type: Fixed IP DHCP





Local IP Address:
Remote IP Address:

Netmask:

Default Route: Disable Enable Auto

Unnumbered:

CURRENT WAN TABLE:

Select	Inf	Mode	VPI	VCI	Encap	NAPT	IGMP	DRou	IP A	Rem	NetM	User	Statu	Edit
<input type="radio"/>	pppoe1	PPPoE	8	35	LLC	On	Off	On	10.1 13.6 5.99	82.1 37.2 00.3	255. 255. 255. 255	qsee moh @tar assu l.sy	Up	 
<input type="radio"/>	pppoe2	PPPoE	0	32	LLC	On	Off	Off	10.1 13.6 5.99	82.1 37.2 00.3	255. 255. 255. 255	ayat v	Up	 

Internet Setting to take effect.

[More...](#)